

## Zaptec Sense

Utilise all available power




We know that houses and apartment buildings have limited power. This is why we created Zaptec Sense. It helps you utilise your power in the smartest possible way, while also protecting your circuit breakers. Charge as many electric vehicles as possible, as quickly as possible using the power available.

Where does Zaptec Sense work?

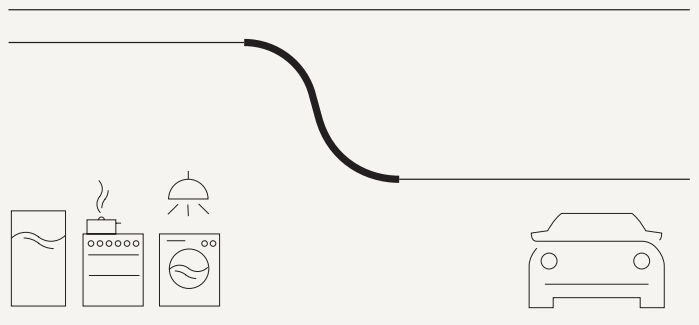
All homes, shared housing and commercial properties where the electricity supply capacity available for charging electric vehicles is limited.

How does it connect?

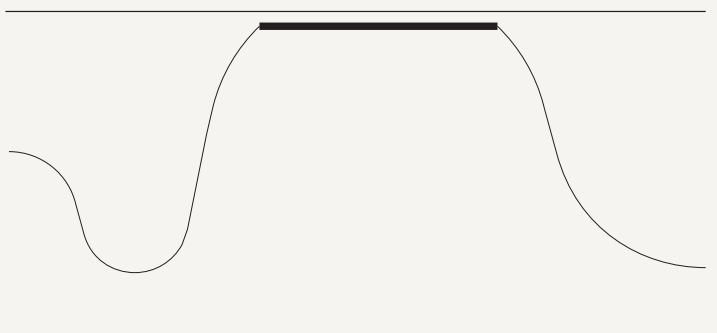
Zaptec Sense supports both Wi-Fi and Ethernet connections.



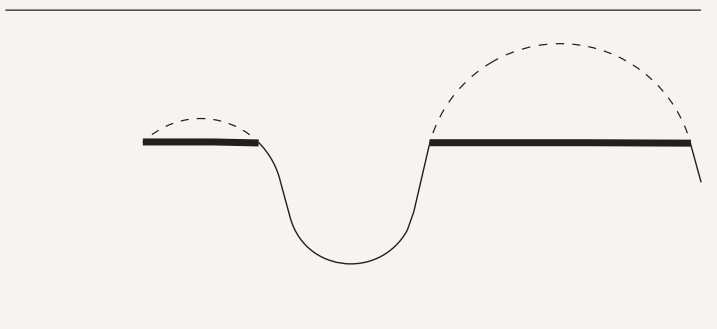
Zaptec Sense automatically adjusts in line with power consumption at the premises.



Avoid overloading and tripping circuit breakers when charging your vehicle.

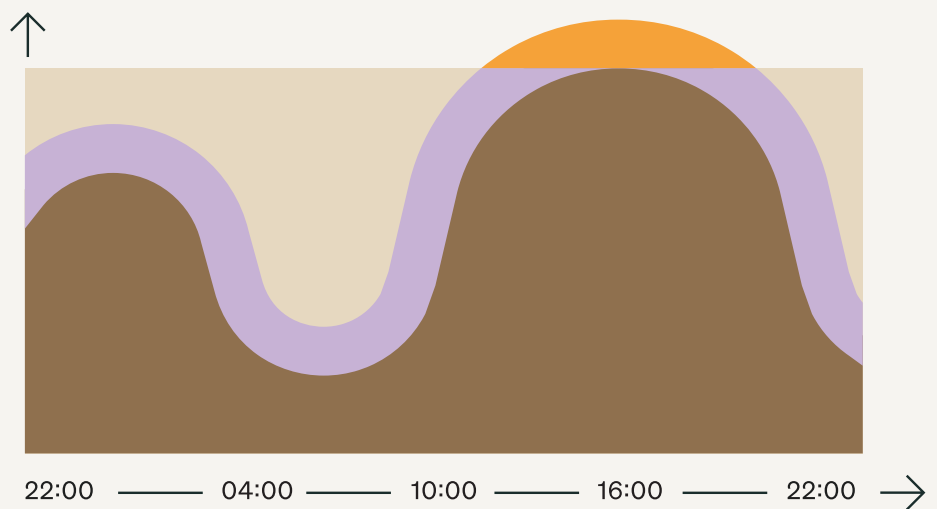


Lower electricity bills by avoiding expensive electricity consumption peaks.



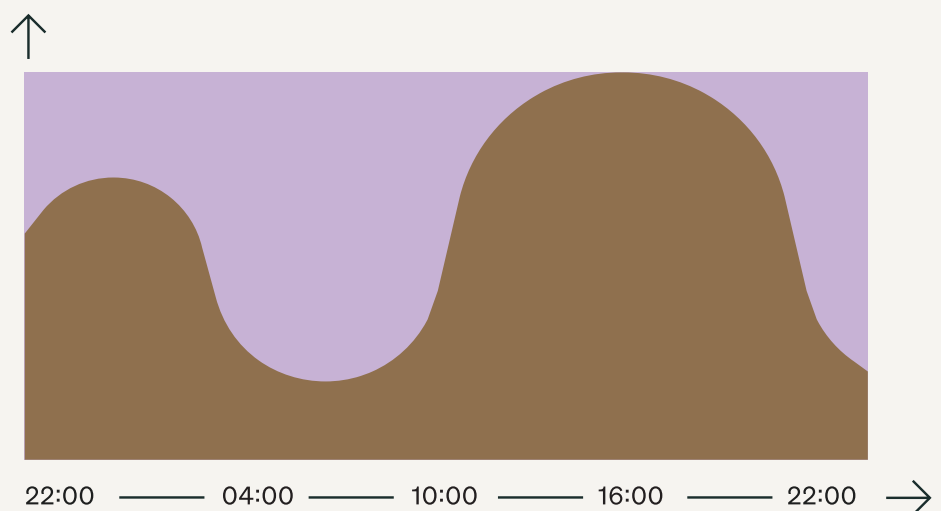


### Charging without Zaptec Sense



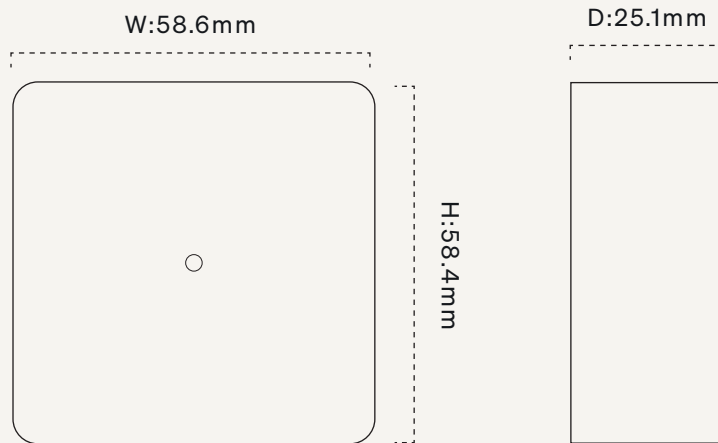
If there is little power available in the building, you could be at risk of the circuit breaker tripping. An electrician would reduce the output to avoid power outages. This means that your circuit breaker will not trip while you are charging your electric vehicle, but it also means that you will not be utilising the available power.

### Charging with Zaptec Sense



With Zaptec Sense, you will have the opportunity to utilise all available power at the premises. This means quicker and safer charging. You can even charge multiple vehicles at the same time.

## Down to the details



## Technical information

Zaptec Sense is designed for indoor use.

## Mechanical and installation

Parameter	Description	Min	Typ	Max	Unit
Weight	Including Micro USB cable			97	g
Altitude				2000	m
Input cable	Custom Micro USB-B cable (Power supply + RS485)		1.8		m
	Unshielded CAT5e/CAT6 cable			30	m

## General

Parameter	Min	Typ	Max	Unit
Rated voltage	4.5	5	5.5	V
Rated current	200		750	mA
Standby power consumption			1.5	W
Ambient operating temperature	-20		40	°C

## Connectivity

Protocol	Supported standards
Wi-Fi	IEEE 802.11b/g/n (2.4 GHz)
Bluetooth	Bluetooth V4.2 (BLE)
Ethernet	ISO/IEEE 802.3u/az(10/100 Mb/s)
Modbus	9.6 kb/s